

ATOLL SQUARE & RECTANGLE - 3852 WALL

PROJECT PROJCT
SPEC TYPE
NOTES



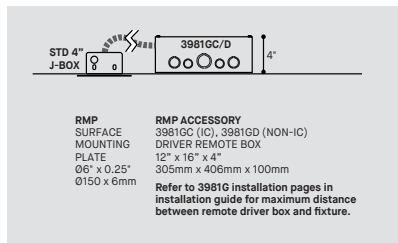
FINISH FINI



FAMILY FAMILLE



DRIVER OPTION OPTION DE PILOTE



ORDERING SPECIFICATION	SPÉCIFICATION DE COMMANDE	CODE	
MODEL MODÈLE			
3852-44X44	ATOLL SURFACE 44" X 44"		
3852-44X62	ATOLL SURFACE 44" X 62"		
3852-44X82	ATOLL SURFACE 44" X 82"		
3852-44X100	ATOLL SURFACE 44" X 100"		
3852-44X120	ATOLL SURFACE 44" X 120"		
3852-62X62	ATOLL SURFACE 62" X 62"		
3852-62X82	ATOLL SURFACE 62" X 82"		
3852-62X100	ATOLL SURFACE 62" X 100"		
3852-62X120	ATOLL SURFACE 62" X 120"		
3852-82X82	ATOLL SURFACE 82" X 82"		
3852-82X100	ATOLL SURFACE 82" X 100"		
3852-82X120	ATOLL SURFACE 82" X 120"		
3852-100X100	ATOLL SURFACE 100" X 100"		
3852-100X120	ATOLL SURFACE 100" X 120"		
3852-120X120	ATOLL SURFACE 120" X 120"		
LIGHT SOURCE SOURCE LUMINEUSE			
LED	REGULAR OUTPUT		
LED.HO	HIGH OUTPUT		
COLOR TEMPERATURE TEMPÉRATURE DE COULEUR			
27	2700K		
30	3000K		
35	3500K		
40*	4000K		
* LONGER LEAD TIME MAY APPLY, PLEASE CONTACT YOUR EUREKA REPRESENTATIVE			
COLOR RENDERING INDEX (CRI) INDICE DE RENDU DE COULEUR (IRC)		90	
90	90+ CRI		
VOLTAGE VOLTAGE			
120V	120 VOLT		
277V	277 VOLT		
CONTROL OPTION OPTION DE CONTRÔLE			
DV	0-10V DIMMING (120V-277V)		
DP*	PHASE DIMMING (120V ONLY)		
NLTAIR2**	NLIGHT AIR CONTROL GEN 2		
NLIGHT**	NLIGHT WIRED CONTROL		
* ONLY AVAILABLE REGULAR OUTPUT			
**CONSULT CANOPY AVAILABILITY CHART AT THE END OF DOCUMENT FOR COMPATIBILITY			
**NLIGHT INTEGRATION REQUIRES THE USAGE OF A REMOTE POWER PACK			
**NLIGHT AIR IS NOT AVAILABLE WITH RMP DRIVER POSITION			
**LONGER LEAD TIME MAY APPLY, PLEASE CONTACT YOUR EUREKA REPRESENTATIVE			
REFER TO NLIGHT GUIDE AND INSTALLATION SHEET FOR ALL REQUIREMENTS			
EMERGENCY BATTERY BATTERIE D'URGENCE			
EM DRIVER BOX INCLUDED. INSTALLED REMOTELY. SEE EM GUIDE 3981E FOR DETAILS			
EMB*	EMERGENCY BATTERY FOR REMOTE BOX		
* 3981EA ACCESSORY IS REQUIRED FOR THIS OPTION			
DRIVER POSITION POSITION DU PILOTE		RMP	
CONSULT CANOPY AVAILABILITY CHART AT THE END OF DOCUMENT FOR COMPATIBILITY			
RMP	REMOTE DRIVER (REQUIRES ACCESSORY 3981GX)		
CANOPY FINISH FINI PAVILLON			
BLKE	BLACK		
WHE	WHITE		
MATCH*	COLOR MATCH WITH RING FINISH		
* LONGER LEAD TIME MAY APPLY, PLEASE CONTACT YOUR EUREKA REPRESENTATIVE			
FINISH FINI			
BLKE	BLACK	HGE*	HUNTER GREEN
WHE	WHITE	LNE*	LUNAR GREY
AYE*	APRICOT YELLOW	NBE*	NAVY BLUE
BRE*	BRICK RED	SBE*	SAND BEIGE
CBE*	CHOCOLATE BROWN	SGE*	SAGE GREY
CPE*	CLAY PINK	STE*	SUMMER TEAL
DBE*	DYNAMIC BLUE	RAL**	PLEASE SPECIFY RAL CODE
GGE*	GRASS GREEN		
* LONGER LEAD TIME MAY APPLY, PLEASE CONTACT YOUR EUREKA REPRESENTATIVE.			
** SPECIFY 4 DIGIT RAL CLASSIC CODE. LONGER LEAD TIME MAY APPLY, PLEASE CONTACT YOUR EUREKA REPRESENTATIVE.			
ACCESSORY ACCESSOIRE			
CONSULT CANOPY AVAILABILITY CHART AT THE END OF DOCUMENT FOR COMPATIBILITY			
3981GC	DRIVER BOX FOR REMOTE INSTALLATION - 4" X 12" X 16"		
3981GD1	1 NON-IC 120V ONLY DRIVER BOX FOR REMOTE INSTALLATION - 4" X 12" X 16"		
3981GD2	1 NON-IC 277V ONLY DRIVER BOX FOR REMOTE INSTALLATION - 4" X 12" X 16"		
39NLAA	NLIGHT AIR GEN 2 REMOTE POWER PACK		
39NLWA	NLIGHT WIRED REMOTE POWER PACK		
ACCESSORY EMERGENCY BATTERY ACCESSOIRE BATTERIE D'URGENCE			
3981EA	ELECTRICAL BOX FOR EMB EMERGENCY BATTERY		

ATOLL SQUARE & RECTANGLE - 3852 WALL - TUNABLE WHITE

PROJECT PROJCT
SPEC TYPE
NOTES



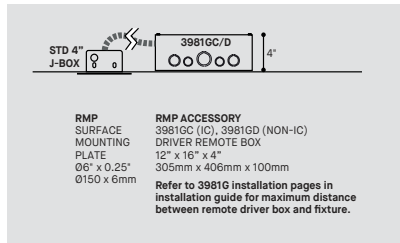
FINISH FINI



FAMILY FAMILLE



DRIVER OPTION OPTION DE PILOTE



ORDERING SPECIFICATION SPÉCIFICATION DE COMMANDE

MODEL MODÈLE	CODE
3852-44X44	ATOLL SURFACE 44" X 44"
3852-44X62	ATOLL SURFACE 44" X 62"
3852-44X82	ATOLL SURFACE 44" X 82"
3852-44X100	ATOLL SURFACE 44" X 100"
3852-44X120	ATOLL SURFACE 44" X 120"
3852-62X62	ATOLL SURFACE 62" X 62"
3852-62X82	ATOLL SURFACE 62" X 82"
3852-62X100	ATOLL SURFACE 62" X 100"
3852-62X120	ATOLL SURFACE 62" X 120"
3852-82X82	ATOLL SURFACE 82" X 82"
3852-82X100	ATOLL SURFACE 82" X 100"
3852-82X120	ATOLL SURFACE 82" X 120"
3852-100X100	ATOLL SURFACE 100" X 100"
3852-100X120	ATOLL SURFACE 100" X 120"
3852-120X120	ATOLL SURFACE 120" X 120"

LIGHT SOURCE SOURCE LUMINEUSE	CODE
LED	REGULAR OUTPUT
LED.HO	HIGH OUTPUT

COLOR TEMPERATURE TEMPÉRATURE DE COULEUR	TW
TW*	TUNABLE WHITE (2700K TO 5000K) *LONGER LEAD TIME MAY APPLY, PLEASE CONTACT YOUR EUREKA REPRESENTATIVE

COLOR RENDERING INDEX (CRI) INDICE DE RENDU DE COULEUR (IRC)	80
80	80+ CRI

VOLTAGE VOLTAGE	CODE
120V	120 VOLT
277V	277 VOLT

CONTROL OPTION OPTION DE CONTRÔLE	CODE
DDV	DUAL 0-10V DIMMING
NLT*	NIGHT NTUNE CONTROL (NOT AVAILABLE FOR HO OUTPUT) *LONGER LEAD TIME MAY APPLY, PLEASE CONTACT YOUR EUREKA REPRESENTATIVE *REFER TO NIGHT GUIDE AND INSTALLATION SHEET FOR ALL REQUIREMENTS

DRIVER POSITION POSITION DU PILOTE	RMP
RMP	REMOTE DRIVER (REQUIRES ACCESSORY 3981GX) CONSULT CANOPY AVAILABILITY CHART AT THE END OF DOCUMENT FOR COMPATIBILITY

CANOPY FINISH FINI PAVILLON	CODE
BLKE	BLACK
WHE	WHITE
MATCH*	COLOR MATCH WITH RING FINISH * LONGER LEAD TIME MAY APPLY, PLEASE CONTACT YOUR EUREKA REPRESENTATIVE

FINISH FINI	CODE
BLKE	BLACK
WHE	WHITE
AYE*	APRICOT YELLOW
BRE*	BRICK RED
CBE*	CHOCOLATE BROWN
CPE*	CLAY PINK
DBE*	DYNAMIC BLUE
GGE*	GRASS GREEN
HGE*	HUNTER GREEN
LNE*	LUNAR GREY
NBE*	NAVY BLUE
SBE*	SAND BEIGE
SGE*	SAGE GREY
STE*	SUMMER TEAL
RAL**	PLEASE SPECIFY RAL CODE

* LONGER LEAD TIME MAY APPLY, PLEASE CONTACT YOUR EUREKA REPRESENTATIVE.
 ** SPECIFY 4 DIGIT RAL CLASSIC CODE. LONGER LEAD TIME MAY APPLY, PLEASE CONTACT YOUR EUREKA REPRESENTATIVE.

ACCESSORY ACCESSOIRE	CODE
3981GC	DRIVER BOX FOR REMOTE INSTALLATION - 4" X 12" X 16"
3981GD1	1 NON-IC 120V ONLY DRIVER BOX FOR REMOTE INSTALLATION - 4" X 12" X 16"
3981GD2	1 NON-IC 277V ONLY DRIVER BOX FOR REMOTE INSTALLATION - 4" X 12" X 16"

PRODUCT CHARACTERISTICS CARACTÉRISTIQUES DU PRODUIT

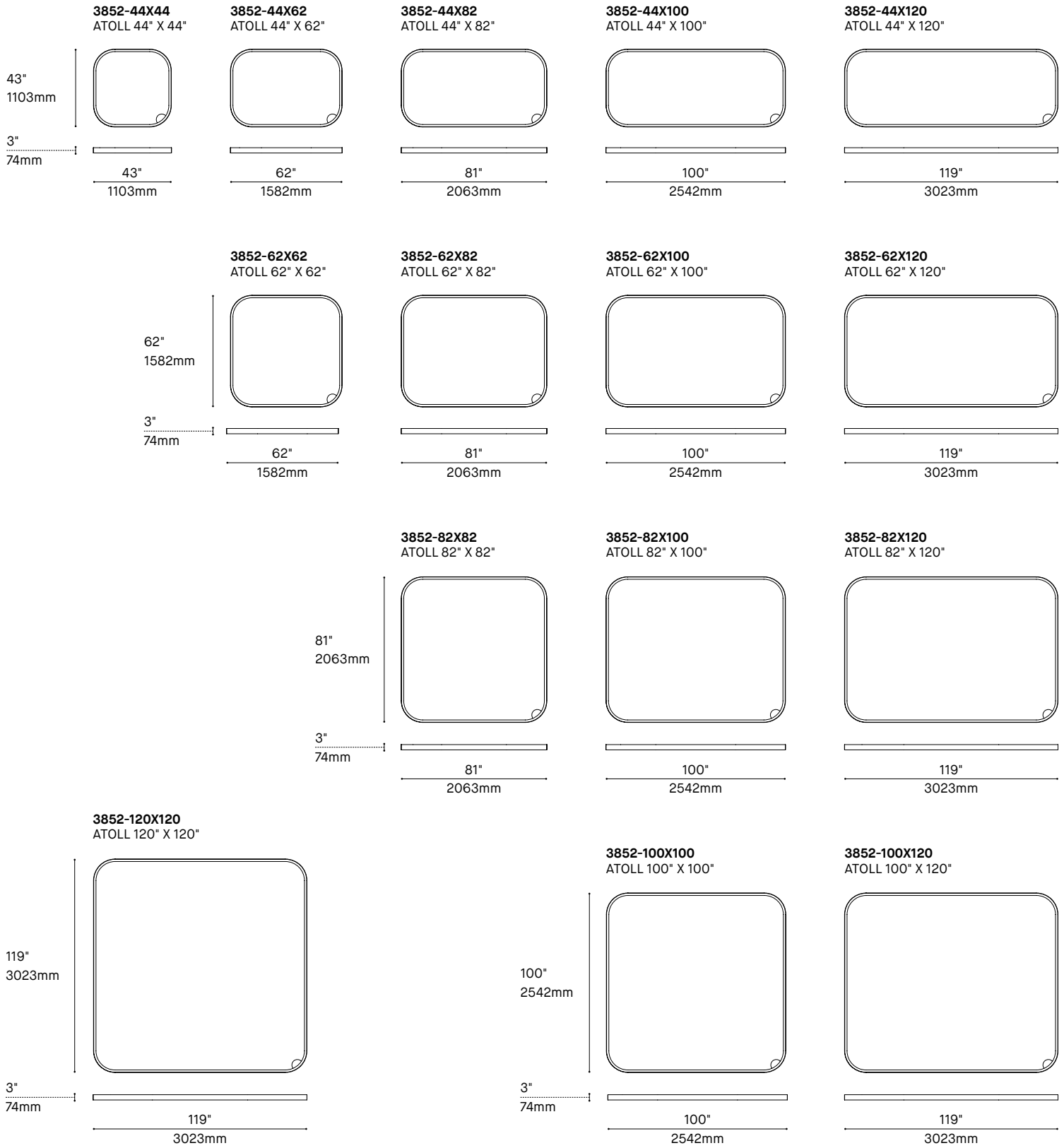


SPECIFICATION

ATOLL - 3852 - DIMENSIONS

HEIGHT OF THE PROFILE : 3" / 74mm





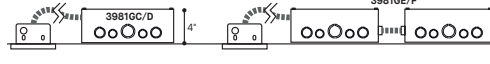
WIDTH OF THE PROFILE : 1.4" / 35mm



ATOLL - 4852 DIRECT, 3852/3853 SURFACE : CANOPY COMPATIBILITY CHART

DD : DUAL 0-10V DIMMING CONTROL FOR TUNABLE WHITE
 NT : NTUNE WIRELESS CONTROL FOR TUNABLE WHITE
 DP : PHASE DIMMING

BLANK SPACE = NOT AVAILABLE
 HO-REG OR REG-HO ARE EQUIVALENT IN THE CHART BELOW
 IC / NON-IC : NON-IC REMOTE BOXES CANNOT BE IN CONTACT WITHIN 3" OF INSULATION

 FIXTURE	PHASE DIMMING OPTION	CANOPY								
		RC1	RC2	RC3			RC5 (RMP)			
		 RC1 Ø5.50" x 1.35" Ø140 x 34.3mm*	 RC2 - WIRED / AIR Ø7.75" x 1.30" Ø196.9 x 33mm*	 RC3 - STD RC3 - WIRED / AIR Ø9.4" x 1.88" Ø238.8 x 47.8mm*			 RC5 (RMP) 247IC 04.5" x 0.5" Ø114 x 13mm		RC5 (RMP) ACCESSORY 3981GC (IC), 3981GD (NON-IC) DRIVER REMOTE BOX 12" x 16" x 4" 305mm x 406mm x 100mm	
DIMENSIONS D = DIRECT, I = INDIRECT ILLUMINANCE : REG OR HO		COMPATIBILITY			FOR REMOTE LOCATION OR CAN BE REQUIRED TO FIT HIGHER POWER OR NLIGHT IF NOT AVAILABLE IN RC1,2,3,4		NLIGHT WIRED	TUNABLE WHITE		
44X44 D - REG	DP	✓	✓		DD+NT		3981GC	✓	DD/NT	
44X44 D - HO				✓	DD		3981GC	✓	DD	
44X62 D - REG	DP	✓	✓		DD+NT		3981GC	✓	DD/NT	
44X62 D - HO				✓	DD		3981GC	✓	DD	
44X81 D - REG	DP			✓	DD+NT	✓	3981GC	✓	DD/NT	
44X81 D - HO	DP			✓	DD	✓	3981GC	✓	DD	
44X100 D - REG				✓	DD+NT		3981GC	✓	DD/NT	
44X100 D - HO				✓	DD		3981GC	✓	DD	
44X120 D - REG				✓	DD+NT		3981GC	✓	DD/NT	
44X120 D - HO				✓	DD		3981GC	✓	DD	
62X62 D - REG	DP			✓	DD+NT	✓	3981GC	✓	DD/NT	
62X62 D - HO	DP			✓	DD	✓	3981GC	✓	DD	
62X81 D - REG				✓	DD+NT		3981GC	✓	DD/NT	
62X81 D - HO				✓	DD		3981GC	✓	DD	
62X100 D - REG				✓	DD+NT		3981GC	✓	DD/NT	
62X100 D - HO				✓	DD		3981GC	✓	DD	
62X120 D - REG				✓	DD		3981GC	✓	DD	
62X120 D - HO				✓			NON-IC : 3981GD1 (120V) / 3981GD2 (277V)	✓		
81X81 D - REG				✓	DD+NT		3981GC	✓	DD/NT	
81X81 D - HO				✓	DDV		3981GC	✓	DD	
81X100 D - REG				✓	DD		3981GC	✓	DD	
81X100 D - HO				✓			NON-IC : 3981GD1 (120V) / 3981GD2 (277V)	✓		
81X120 D - REG				✓	DD		3981GC	✓	DD	
81X120 D - HO				✓			NON-IC : 3981GD1 (120V) / 3981GD2 (277V)	✓		
100X100 D - REG				✓	DD		3981GC	✓	DD	
100X100 D - HO				✓			NON-IC : 3981GD1 (120V) / 3981GD2 (277V)	✓		
100X120 D - REG				✓	DD		3981GC	✓	DD	
100X120 D - HO				✓			NON-IC : 3981GD1 (120V) / 3981GD2 (277V)	✓		
120X120 D - REG				✓	DD		3981GC	✓	DD	
120X120 D - HO				✓			NON-IC : 3981GD1 (120V) / 3981GD2 (277V)	✓		



SPECIFICATION